

# 2024 Massachusetts Water Rate Survey

Prepared by Tighe & Bond, Inc.  
in collaboration with the University of North Carolina  
Environmental Finance Center

Tighe & Bond is pleased to present our 2024 Water Rate Survey for public water systems in Massachusetts. Water rates were collected for more than 280 systems. The results of the study can be accessed using a free, online [Rates Dashboard](#). This Dashboard allows users to compare water rates across different utilities, and can be further refined according to utility size, geographic area, or median household income.

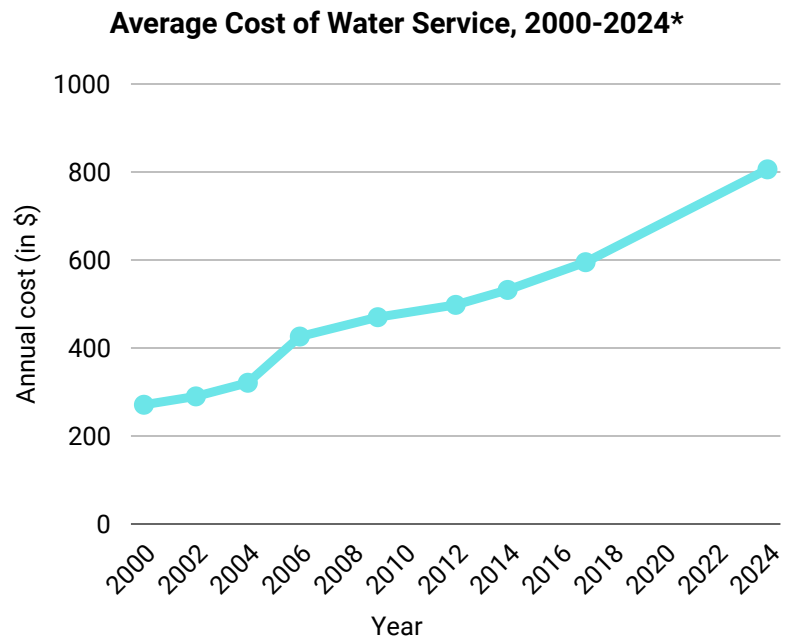
## Key Findings

### *The cost of water is rising at a consistent rate.*

Based on our 2024 survey results, the annual cost of water for a residential customer averaged \$806, with a median of \$738 and a range of \$132 - \$2,316. Since Tighe & Bond's first survey in 2000, these average annual costs have increased steadily at a rate of approximately 5% per year.

One of the most commonly reported challenges facing water systems across Massachusetts is our aging infrastructure. A rate structure designed to provide sustainable revenue for operations and capital programs while maintaining affordability for customers is critical to assure reliable, safe drinking water and effective fire protection.

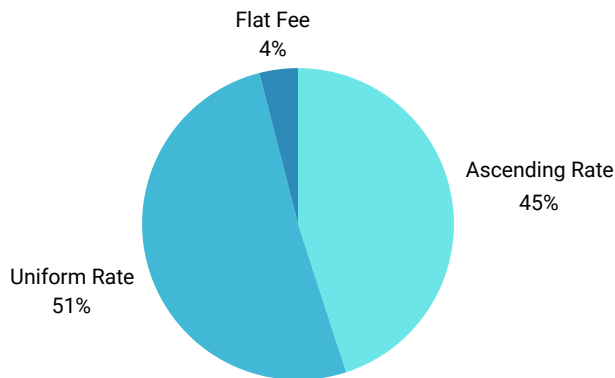
Tighe & Bond offers municipalities and water companies assistance developing defensible and sustainable rates to support needed infrastructure improvements, explaining the need for increasing rates to maintain and improve levels of service, and preparing for funding initiatives.



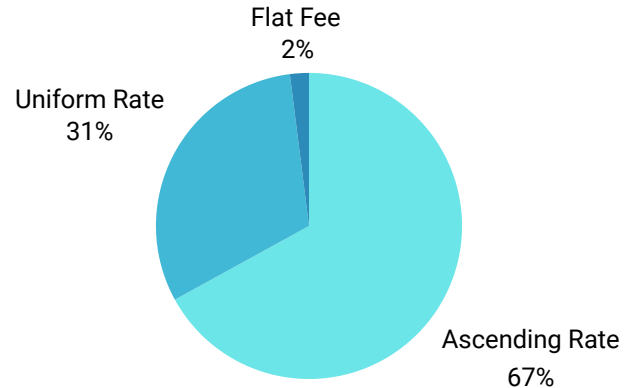
\*Based on usage of 7,500 gallons per month with a 5/8" meter

## Rate structures are changing.

A variety of water rate structures are used throughout Massachusetts. 67% of Massachusetts water suppliers responding to the survey use an ascending rate structure, up from 45% in 2000. Ascending rate structures are intended to promote conservation by charging a higher unit cost to customers who use more water.



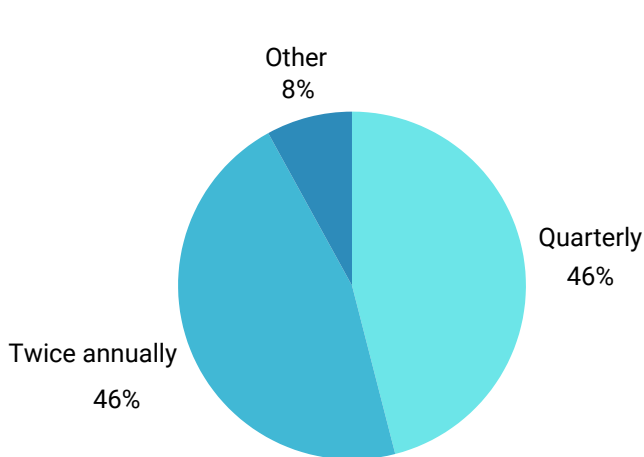
2000



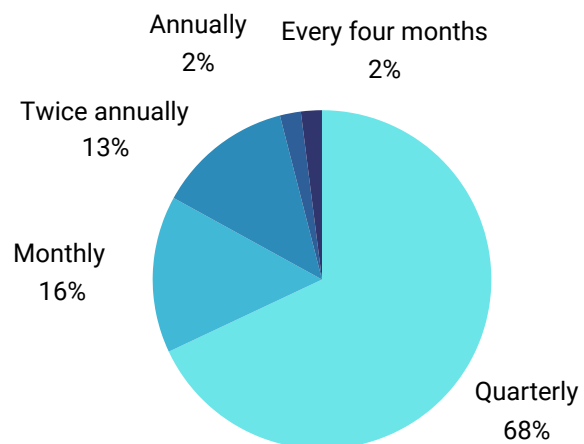
2024

## Billing cycles are becoming more frequent.

Enabled by improved meter reading technology, public water systems are increasing the frequency of customer billing with 67% of survey respondents using a quarterly cycle and 15% billing monthly. In 2000, bills were typically sent out on a quarterly or biannual basis. More frequent billing provides customers a direct signal between usage and cost – and can help detect customer-side leaks sooner.



2000



2024

The attached Table provides a comparison of rate structures and residential water costs for survey respondents throughout Massachusetts. Annual costs are based on usage of 5,000 gallons/month, or approximately 70 gallons per capita per day (rgpcd) for a family of 2.4 people. For more information, or if we have incorrectly interpreted information regarding your rates, please contact **Peter Galant, PE** at [PBGalant@tighebond.com](mailto:PBGalant@tighebond.com). We welcome your suggestions to improve upon future surveys.

Rate Structure	Billing Period	Billing Unit	Volumetric Structure	Separate Commercial Charge?	Seasonal Rates?	Number of Tiers	Date of Last Rate Change	Monthly 5/8" Meter Base Charge	Monthly Usage Included in Base Charge (gal)	Volumetric Rate in First Tier (\$/Kgal)	Annual Cost @ 5,000 gal/Month (\$/year)
Abington / Rockland Joint Water Wor	Quarterly	100 cf	Uniform Rate	No	No	1	2022	\$14.33	0	\$10.70	\$813.72
Acton Water Supply District	Quarterly	100 cf	Increasing Block	Yes	Yes	5	2017	\$27.00	748	\$8.29	\$783.24
Acushnet - Water and Sewer	Quarterly	100 cf	Increasing Block	No	No	3	2024	\$0.00	0	\$9.64	\$588.36
Agawam - Water and Sewer	Quarterly	100 cf	Increasing Block	Yes	No	4	2014	\$9.17	0	\$3.94	\$346.80
Amesbury - Water and Sewer	Quarterly	100 cf	Uniform Rate	No	No	1	2016	\$22.50	1,870	\$12.03	\$721.92
Amherst - Water and Sewer	Quarterly	100 cf	Uniform Rate	No	No	1	2017	\$5.25	748	\$7.02	\$421.08
Andover - Water and Sewer	Quarterly	100 cf	Increasing Block	No	No	5	2017	\$0.00	0	\$5.84	\$364.32
Aquarion - Dover	Quarterly	1000 gallons	Increasing Block	No	No	6	2021	\$52.90	0	\$4.20	\$934.80
Aquarion - Millbury	Monthly	1000 gallons	Increasing Block	Yes	No	4	2021	\$16.08	0	\$4.83	\$514.08
Aquarion - Oxford	Monthly	1000 gallons	Increasing Block	Yes	No	4	2021	\$16.08	0	\$4.83	\$514.08
Aquarion - Pinehills	Quarterly	1000 gallons	Uniform Rate	No	No	1	2023	\$11.42	0	\$7.31	\$575.64
Aquarion - Plymouth	Monthly	1000 gallons	Uniform Rate	No	No	1	2019	\$11.42	0	\$7.31	\$575.64
Aquarion - Sheffield	Monthly	1000 gallons	Increasing Block	Yes	No	4	2021	\$0.00	0	\$4.36	\$716.28
Aquarion - Springdale Farms	Quarterly	1000 gallons	Increasing Block	No	No	6	2021	\$52.90	0	\$4.20	\$934.80
Arlington - Water and Sewer	Quarterly	100 cf	Increasing Block	No	No	3	2014	\$5.97	0	\$11.26	\$759.12
Ashburnham - Water and Sewer	Quarterly	100 cf	Increasing Block	No	No	3	2016	\$19.88	1,247	\$5.57	\$489.60
Ashland - Water and Sewer	Quarterly	100 cf	Increasing Block	No	No	4	2015	\$5.33	0	\$5.15	\$394.56
Athol - Water and Sewer	Quarterly	100 cf	Uniform Rate	Yes	No	2	2017	\$0.69	0	\$6.44	\$411.60
Attleboro - Water and Sewer	Quarterly	100 cf	Uniform Rate	No	No	1	2016	\$0.00	0	\$9.61	\$576.72
Auburn Water District	Monthly	100 cf	Increasing Block	No	No	2	2023	\$49.50	4,488	\$10.87	\$660.72
Avon - Water	Semiannually	100 cf	Increasing Block	No	No	4	2017	\$16.67	0	\$1.74	\$508.20
Ayer - Water and Sewer	Quarterly	100 cf	Increasing Block	Yes	No	3	2016	\$3.40	0	\$6.03	\$287.04
Barnstable Fire District - Water	Quarterly	1000 gallons	Increasing Block	No	No	3	2017	\$46.17	333	\$5.05	\$547.80
Barre - Water and Sewer	Quarterly	100 cf	Uniform Rate	Yes	No	2	2017	\$24.00	2,493	\$9.36	\$561.48
Bedford - Water and Sewer	Semiannually	100 cf	Increasing Block	No	No	2	2017	\$8.00	0	\$2.41	\$622.32
Belchertown Water District	Quarterly	100 cf	Uniform Rate	No	No	1	2024	\$3.33	0	\$10.68	\$680.88
Bellingham - Water and Sewer	Quarterly	1000 gallons	Increasing Block	No	No	3	2016	\$6.33	0	\$3.55	\$293.76
Belmont - Water and Sewer	Monthly	1000 gallons	Uniform Rate	No	No	1	2017	\$26.26	0	\$7.50	\$765.12
Beverly - Water and Sewer	Quarterly	100 cf	Uniform Rate	No	No	1	2017	\$0.00	0	\$5.21	\$312.84
Billerica - Water and Sewer	Every 4 Months	100 cf	Increasing Block	No	No	6	2017	\$0.00	0	\$5.80	\$289.68
Blackstone - Water and Sewer	Quarterly	1000 gallons	Increasing Block	No	No	3	2017	\$15.00	1,667	\$5.25	\$390.00
Bondsville Fire and Water District	Quarterly	1000 gallons	Uniform Rate	No	No	1	2016	\$20.00	3,333	\$4.75	\$335.04
Boston Water and Sewer Commission	Monthly	100 cf	Increasing Block	No	No	6	2017	\$0.00	0	\$8.45	\$512.28
Bourne Water District - Water	Semiannually	1000 gallons	Uniform Rate	No	No	1	2008	\$5.33	0	\$2.75	\$228.96
Boylston Water District - Water	Quarterly	1000 gallons	Increasing Block	No	No	2	2006	\$11.67	1,667	\$1.75	\$210.00
Braintree - Water and Sewer	Quarterly	100 cf	Increasing Block	No	No	5	2017	\$8.67	0	\$5.12	\$528.60
Brewster - Water and Sewer	Monthly	1000 gallons	Increasing Block	No	No	2	2024	\$61.00	2,500	\$26.50	\$1,527.00
Bridgewater - Water and Sewer	Quarterly	100 cf	Increasing Block	No	No	3	2017	\$8.33	0	\$4.97	\$482.64
Brockton - Water and Sewer	Quarterly	100 cf	Increasing Decreasing Blo	No	No	6	2017	\$10.20	1,870	\$5.45	\$391.32
Brookfield - Water	Semiannually	1000 gallons	Increasing Block	No	No	3	2021	\$10.00	167	\$4.40	\$391.20
Burlington - Water and Sewer	Quarterly	1000 gallons	Increasing Block	Yes	No	5	2013	\$4.18	0	\$3.26	\$185.76
Butterworth Water Company	Quarterly	1000 gallons	Uniform Rate	No	No	1	2017	\$6.67	1,667	\$0.75	\$110.04
Buzzards Bay Water District	Semiannually	1000 gallons	Increasing Block	No	No	5	2017	\$14.18	0	\$3.15	\$438.84
Byfield Water District	Quarterly	100 cf	Increasing Block	No	No	3	2022	\$10.00	0	\$5.61	\$491.64
Cambridge - Water and Sewer	Quarterly	100 cf	Increasing Block	No	No	5	2016	\$0.00	0	\$4.75	\$294.36
Canton - Water and Sewer	Quarterly	100 cf	Increasing Block	No	No	4	2015	\$6.36	0	\$7.23	\$596.76
Charlton - Water and Sewer	Quarterly	100 cf	Increasing Block	No	No	5	2022	\$23.28	0	\$4.63	\$591.72
Chatham - Water and Sewer	Quarterly	100 cf	Increasing Block	No	Yes	5	2017	\$5.83	0	\$2.34	\$250.56
Chelmsford North Water District	Semiannually	1000 gallons	Increasing Block	No	No	3	2013	\$15.00	1,250	\$6.50	\$487.56
Chelmsford Water District	Quarterly	1000 gallons	Increasing Block	No	No	4	2016	\$0.00	0	\$7.60	\$456.00
Chelsea - Water and Sewer	Monthly	100 cf	Increasing Block	No	No	3	2017	\$0.00	0	\$7.98	\$478.80
Cherry Valley & Rochdale Water Distr	Monthly	100 cf	Increasing Block	No	No	4	2022	\$25.00	0	\$14.22	\$1,153.44

Rate Structure	Billing Period	Billing Unit	Volumetric Structure	Separate Commercial Charge?	Seasonal Rates?	Number of Tiers	Date of Last Rate Change	Monthly 5/8" Meter Base Charge	Monthly Usage Included in Base Charge (gal)	Volumetric Rate in First Tier (\$/Kgal)	Annual Cost @ 5,000 gal/Month (\$/year)
Cheshire - Water	Every 4 Months	100 cf	Uniform Rate	No	No	1	2024	\$25.00	0	\$7.69	\$761.16
Chester - Water	Quarterly	1000 gallons	Uniform Rate	Yes	No	2	2023	\$34.52	0	\$6.68	\$616.32
Chicopee - Water and Sewer	Quarterly	100 cf	Increasing Block	No	No	2	2016	\$6.67	0	\$5.61	\$447.00
Clarksburg-Briggsville Water District	Quarterly	1000 gallons	Flat Fee	No	No	1	2017	\$37.50	0	\$0.00	\$450.00
Cohasset - Water and Sewer	Quarterly	100 cf	Increasing Block	No	No	2	2017	\$62.33	0	\$6.83	\$1,158.96
Concord Water and Sewer Division	Monthly	100 cf	Increasing Block	Yes	Yes	4	2017	\$0.00	0	\$11.46	\$711.36
Cotuit Water Department - Water	Semiannually	1000 gallons	Increasing Block	No	No	6	2017	\$3.33	1,667	\$4.00	\$230.04
Dalton Fire District - Water	Semiannually	1000 gallons	Flat Fee	Yes	No	1	2015	\$8.33	0	\$0.00	\$320.04
Danvers - Water and Sewer	Quarterly	100 cf	Increasing Block	Yes	No	5	2024	\$10.00	0	\$10.79	\$715.44
Dartmouth - Water and Sewer	Semiannually	100 cf	Increasing Block	No	No	4	2024	\$8.46	1,496	\$6.11	\$393.84
Dedham-Westwood Water District	Monthly	100 cf	Increasing Block	Yes	No	5	2015	\$9.86	0	\$7.22	\$551.40
Devens - Water and Sewer	Monthly	1000 gallons	Increasing Block	No	No	4	2024	\$0.00	0	\$5.45	\$327.00
Dighton Water District	Semiannually	1000 gallons	Increasing Block	No	No	6	2016	\$75.83	0	\$14.00	\$530.40
Douglas - Water and Sewer	Quarterly	100 cf	Increasing Block	No	No	4	2017	\$0.00	0	\$5.15	\$520.80
Dover - Water and Sewer	Monthly	1000 gallons	Increasing Block	No	No	6	2022	\$0.00	0	\$4.24	\$169.20
Dracut Water Supply District	Quarterly	100 cf	Increasing Block	Yes	No	3	2015	\$34.23	3,117	\$7.81	\$587.16
Dudley - Water and Sewer	Quarterly	100 cf	Increasing Block	No	No	3	2017	\$27.43	0	\$7.57	\$931.08
Dunstable - Water	Semiannually	1000 gallons	Increasing Block	No	No	2	2015	\$52.50	1,667	\$3.65	\$783.00
Duxbury - Water	Semiannually	1000 gallons	Increasing Block	No	No	4	2017	\$6.67	0	\$4.55	\$378.60
East Bridgewater - Water	Semiannually	100 cf	Increasing Block	No	No	2	2017	\$12.50	0	\$5.21	\$462.84
East Chelmsford Water District	Quarterly	1000 gallons	Uniform Rate	No	No	1	2024	\$27.01	4,167	\$9.48	\$418.92
East Longmeadow - Water and Sewer	Quarterly	100 cf	Uniform Rate	No	No	1	2016	\$14.67	0	\$5.88	\$528.96
Eastham - Water	Quarterly	1000 gallons	Increasing Block	No	No	4	2024	\$10.42	0	\$5.25	\$485.04
Easthampton - Water and Sewer	Quarterly	100 cf	Uniform Rate	No	No	1	2017	\$1.81	0	\$4.75	\$306.48
Easton - Water and Sewer	Quarterly	1000 gallons	Increasing Block	No	No	3	2011	\$8.26	0	\$5.44	\$425.52
Edgartown - Water and Sewer	Semiannually	1000 gallons	Increasing Block	No	No	2	2017	\$25.00	0	\$2.10	\$426.00
Erving - Water	Quarterly	1000 gallons	Uniform Rate	No	No	1	2024	\$13.33	0	\$5.30	\$477.96
Essex - Water and Sewer	Quarterly	1000 gallons	Uniform Rate	No	Yes	1	2017	\$39.46	1,667	\$10.14	\$879.12
Everett - Water and Sewer	Monthly	100 cf	Increasing Block	No	No	6	2017	\$0.00	0	\$3.46	\$207.72
Fairhaven - Water and Sewer	Semiannually	1000 gallons	Increasing Block	No	No	3	2016	\$8.33	0	\$2.67	\$318.00
Fall River - Water and Sewer	Quarterly	100 cf	Uniform Rate	No	No	1	2017	\$4.67	0	\$5.67	\$396.12
Falmouth - Water and Sewer	Quarterly	100 cf	Increasing Block	No	No	3	2016	\$10.17	0	\$3.94	\$418.08
Fitchburg - Water and Sewer	Monthly	100 cf	Uniform Rate	No	No	1	2024	\$10.70	1,496	\$8.49	\$485.28
Foxborough - Water and Sewer	Quarterly	100 cf	Increasing Block	Yes	No	5	2017	\$43.59	1,870	\$19.12	\$1,223.88
Framingham - Water and Sewer	Quarterly	100 cf	Increasing Block	No	No	5	2016	\$0.00	0	\$10.72	\$672.24
Franklin - Water and Sewer	Quarterly	100 cf	Increasing Block	No	No	3	2013	\$0.00	0	\$10.05	\$611.28
Freetown - Water and Sewer	Quarterly	1000 gallons	Uniform Rate	Yes	No	2	2024	\$8.33	0	\$8.98	\$602.76
Gardner - Water and Sewer	Quarterly	100 cf	Uniform Rate	No	No	1	2017	\$16.25	1,870	\$8.69	\$521.40
Gilbertville Water District	Semiannually	100 cf	Uniform Rate	No	No	1	2021	\$16.67	2,493	\$6.35	\$390.96
Gloucester - Water and Sewer	Quarterly	1000 gallons	Uniform Rate	No	No	1	2017	\$0.00	0	\$11.42	\$685.20
Grafton Water District	Quarterly	1000 gallons	Increasing Block	No	No	6	2014	\$0.00	0	\$5.81	\$371.76
Great Barrington Fire District - Water	Quarterly	100 cf	Increasing Block	No	No	4	2017	\$17.12	1,247	\$0.37	\$223.08
Groton - Water and Sewer	Quarterly	100 cf	Increasing Block	No	No	4	2017	\$4.33	0	\$5.95	\$438.00
Groveland - Water and Sewer	Semiannually	100 cf	Increasing Block	No	Yes	2	2020	\$10.99	1,496	\$8.05	\$575.64
Hadley - Water and Sewer	Quarterly	100 cf	Increasing Block	Yes	No	2	2017	\$5.42	0	\$5.94	\$421.08
Halifax - Water	Semiannually	1000 gallons	Increasing Block	No	No	2	2012	\$8.33	0	\$4.65	\$378.96
Hamilton - Water	Quarterly	1000 gallons	Increasing Block	No	No	5	2015	\$26.67	0	\$4.62	\$664.80
Hanover - Water	Monthly	100 cf	Increasing Block	No	No	10	2024	\$50.58	0	\$4.96	\$971.64
Hanson - Water	Semiannually	100 cf	Increasing Block	No	No	3	2012	\$12.50	1,870	\$5.01	\$360.96
Harvard - Water and Sewer	Quarterly	100 cf	Increasing Block	No	No	3	2015	\$8.33	0	\$1.62	\$197.04
Harwich - Water and Sewer	Quarterly	1000 gallons	Increasing Block	No	No	4	2022	\$15.00	0	\$1.42	\$307.20
Hatfield - Water and Sewer	Quarterly	100 cf	Uniform Rate	No	No	1	2023	\$0.00	0	\$7.22	\$433.08

Rate Structure	Billing Period	Billing Unit	Volumetric Structure	Separate Commercial Charge?	Seasonal Rates?	Number of Tiers	Date of Last Rate Change	Monthly 5/8" Meter Base Charge	Monthly Usage Included in Base Charge (gal)	Volumetric Rate in First Tier (\$/Kgal)	Annual Cost @ 5,000 gal/Month (\$/year)
Haverhill - Water and Sewer	Quarterly	100 cf	Uniform Rate	No	No	1	2017	\$0.00	0	\$7.70	\$462.00
Hinsdale - Water and Sewer	Semiannually	100 cf	Uniform Rate	No	No	1	2024	\$44.08	0	\$8.89	\$1,062.36
Holbrook - Water and Sewer	Quarterly	100 cf	Increasing Block	No	No	2	2024	\$16.67	0	\$11.43	\$886.32
Holden - Water and Sewer	Monthly	100 cf	Increasing Block	No	No	5	2016	\$27.51	0	\$2.41	\$505.80
Holliston - Water	Quarterly	100 cf	Increasing Block	No	No	4	2016	\$2.67	0	\$7.77	\$560.88
Holyoke - Water and Sewer	Quarterly	1000 gallons	Uniform Rate	No	No	1	2017	\$15.70	3,333	\$4.71	\$282.60
Hopedale - Water and Sewer	Quarterly	100 cf	Increasing Block	No	No	3	2017	\$9.00	1,247	\$9.22	\$536.28
Hopkinton - Water and Sewer	Semiannually	100 cf	Increasing Block	No	No	2	2017	\$6.21	1,247	\$6.08	\$348.48
Housatonic Water Works Company	Monthly	1000 gallons	Uniform Rate	No	No	1	2016	\$44.73	2,500	\$10.57	\$853.92
Hudson - Water and Sewer	Quarterly	100 cf	Increasing Block	No	No	5	2017	\$0.00	0	\$10.96	\$685.80
Hutchinson Water Company	Quarterly	1000 gallons	Uniform Rate	No	No	1	2017	\$31.25	1,667	\$8.40	\$711.12
Hyannis Water System	Monthly	100 cf	Increasing Block	Yes	No	4	2016	\$18.13	0	\$5.51	\$552.84
Ipswich - Water and Sewer	Monthly	100 cf	Uniform Rate	Yes	No	1	2017	\$0.00	0	\$12.47	\$748.32
Kenwood Water Department	Semiannually	100 cf	Uniform Rate	No	No	1	2016	\$44.17	3,740	\$10.70	\$691.68
Kings Grant Water Company	Quarterly	1000 gallons	Uniform Rate	No	No	1	2017	\$16.67	0	\$2.16	\$329.64
Kingston - Water and Sewer	Quarterly	1000 gallons	Increasing Block	No	No	7	2014	\$14.00	0	\$3.00	\$357.96
Lancaster - Water	Quarterly	100 cf	Increasing Block	No	No	3	2016	\$17.40	2,493	\$7.26	\$427.20
Lanesborough Fire and Water District	Quarterly	100 cf	Flat Fee	Yes	No	1	2017	\$86.00	0	\$0.00	\$1,032.00
Lawrence - Water and Sewer	Monthly	100 cf	Uniform Rate	No	No	1	2014	\$26.39	5,236	\$5.04	\$316.68
Lee - Water and Sewer	Quarterly	100 cf	Uniform Rate	No	No	1	2016	\$0.00	0	\$8.14	\$488.52
Leicester Water Supply District	Quarterly	100 cf	Increasing Block	No	No	4	2016	\$33.33	0	\$6.68	\$861.72
Lenox - Water and Sewer	Semiannually	1000 gallons	Uniform Rate	No	No	1	2014	\$6.67	0	\$8.22	\$573.24
Leominster - Water and Sewer	Quarterly	100 cf	Uniform Rate	No	No	2	2016	\$20.00	748	\$7.62	\$431.04
Lexington - Water and Sewer	Semiannually	100 cf	Increasing Block	No	No	3	2016	\$0.00	0	\$6.76	\$406.44
Lincoln - Water	Quarterly	1000 gallons	Increasing Block	No	No	3	2014	\$16.67	0	\$6.52	\$591.24
Littleton - Water	Monthly	1000 gallons	Increasing Block	No	No	6	2016	\$7.00	0	\$5.91	\$438.60
Longmeadow - Water and Sewer	Quarterly	100 cf	Uniform Rate	Yes	Yes	2	2022	\$2.41	0	\$6.04	\$391.56
Lowell - Water and Sewer	Quarterly	100 cf	Increasing Block	No	No	5	2017	\$14.43	3,491	\$4.13	\$247.92
Lunenburg Water District	Quarterly	100 cf	Increasing Block	No	No	3	2017	\$25.00	1,496	\$9.63	\$704.76
Lynn - Water and Sewer	Quarterly	100 cf	Uniform Rate	No	No	1	2024	\$0.00	0	\$6.31	\$378.60
Lynnfield Center Water District	Quarterly	100 cf	Increasing Block	Yes	No	4	2017	\$15.00	2,493	\$5.90	\$360.96
Malden - Water and Sewer	Monthly	100 cf	Increasing Block	No	No	3	2017	\$3.30	0	\$7.57	\$493.56
Manchaug Water District of Sutton	Quarterly	100 cf	Uniform Rate	No	No	1	2024	\$23.33	2,493	\$9.36	\$561.48
Manchester By The Sea	Monthly	100 cf	Increasing Block	No	No	6	2023	\$0.00	0	\$8.97	\$538.20
Marblehead - Water and Sewer	Quarterly	100 cf	Increasing Block	No	No	2	2016	\$13.33	0	\$9.49	\$729.48
Marion - Water and Sewer	Quarterly	100 cf	Increasing Block	No	No	4	2017	\$15.16	0	\$5.61	\$757.80
Marlborough - Water and Sewer	Quarterly	100 cf	Uniform Rate	No	No	2	2023	\$0.00	0	\$11.04	\$631.20
Marshfield - Water and Sewer	Semiannually	1000 gallons	Increasing Block	Yes	No	6	2017	\$11.00	0	\$2.68	\$423.00
Mashpee Water District	Semiannually	1000 gallons	Increasing Block	No	No	3	2017	\$8.33	2,500	\$2.50	\$180.00
Mattapoisett - Water and Sewer	Semiannually	100 cf	Increasing Block	No	No	3	2016	\$10.65	0	\$10.83	\$938.52
Maynard - Water and Sewer	Quarterly	100 cf	Increasing Block	No	No	4	2024	\$33.33	0	\$6.22	\$759.12
Medfield - Water and Sewer	Semiannually	1000 gallons	Increasing Block	No	No	3	2017	\$10.65	1,667	\$5.64	\$353.40
Medway - Water and Sewer	Quarterly	100 cf	Increasing Block	Yes	No	6	2024	\$23.47	1,247	\$21.43	\$1,226.16
Melrose - Water and Sewer	Quarterly	100 cf	Increasing Block	No	No	2	2017	\$6.55	0	\$9.84	\$669.48
Mendon - Water	Quarterly	100 cf	Increasing Block	No	No	4	2024	\$14.44	0	\$5.80	\$1,148.16
Merrimac - Water and Sewer	Quarterly	1000 gallons	Uniform Rate	No	No	1	2013	\$5.00	0	\$11.30	\$738.00
Methuen - Water and Sewer	Quarterly	100 cf	Increasing Block	Yes	No	4	2016	\$8.81	0	\$3.50	\$364.56
Middleborough - Water and Sewer	Quarterly	100 cf	Increasing Block	No	No	3	2014	\$15.94	1,247	\$5.59	\$442.92
Milford - Water and Sewer	Quarterly	100 cf	Increasing Block	Yes	No	4	2008	\$8.42	0	\$7.35	\$616.68
Milford Water Company	Monthly	100 cf	Increasing Block	Yes	No	4	2024	\$25.25	0	\$7.35	\$616.56
Millis - Water and Sewer	Quarterly	1000 gallons	Increasing Block	No	No	3	2017	\$7.84	0	\$3.70	\$316.08
Milton - Water and Sewer	Quarterly	100 cf	Increasing Block	No	No	4	2016	\$0.00	0	\$9.30	\$639.24

Rate Structure	Billing Period	Billing Unit	Volumetric Structure	Separate Commercial Charge?	Seasonal Rates?	Number of Tiers	Date of Last Rate Change	Monthly 5/8" Meter Base Charge	Monthly Usage Included in Base Charge (gal)	Volumetric Rate in First Tier (\$/Kgal)	Annual Cost @ 5,000 gal/Month (\$/year)
Monson - Water and Sewer	Quarterly	1000 gallons	Uniform Rate	No	No	1	2017	\$16.96	2,083	\$6.10	\$417.00
Montague Center Water District	Semiannually	1000 gallons	Uniform Rate	No	No	1	2017	\$8.33	0	\$9.00	\$639.96
Nahant - Water and Sewer	Every 4 Months	100 cf	Uniform Rate	No	No	1	2021	\$0.00	0	\$13.26	\$795.72
Nantucket - Water and Sewer	Monthly	100 cf	Uniform Rate	No	Yes	1	2024	\$25.00	0	\$5.35	\$620.88
Natick - Water and Sewer	Monthly	100 cf	Increasing Block	No	No	4	2017	\$10.00	0	\$3.37	\$322.08
New Bedford - Water and Sewer	Annually	100 cf	Uniform Rate	No	No	1	2017	\$3.24	0	\$4.72	\$321.96
Newburyport - Water and Sewer	Quarterly	100 cf	Increasing Block	Yes	No	4	2015	\$11.00	0	\$10.03	\$711.60
Newton - Water and Sewer	Quarterly	100 cf	Increasing Block	No	No	4	2017	\$0.00	0	\$10.44	\$675.48
Norfolk - Water	Quarterly	1000 gallons	Increasing Block	No	No	4	2014	\$0.00	0	\$6.62	\$452.40
North Adams - Water and Sewer	Quarterly	100 cf	Uniform Rate	No	No	1	2014	\$0.00	0	\$5.40	\$324.00
North Andover - Water and Sewer	Quarterly	100 cf	Increasing Block	No	No	2	2015	\$0.00	0	\$5.08	\$305.16
North Attleborough - Water and Sewer	Quarterly	100 cf	Increasing Block	No	No	2	2024	\$13.55	623	\$4.97	\$423.72
North Brookfield - Water and Sewer	Quarterly	1000 gallons	Uniform Rate	No	No	1	2016	\$21.67	1,667	\$13.18	\$787.44
North Carver - Water	Quarterly	1000 gallons	Uniform Rate	No	No	1	2019	\$15.30	0	\$10.40	\$807.60
North Dighton Fire District - Water	Semiannually	100 cf	Increasing Block	Yes	No	6	2017	\$2.67	249	\$11.30	\$772.44
North Raynham Water District	Quarterly	1000 gallons	Increasing Block	Yes	No	3	2016	\$6.67	0	\$1.51	\$253.44
North Reading - Water	Quarterly	1000 gallons	Increasing Block	No	No	3	2016	\$1.67	0	\$11.25	\$799.80
North Sagamore Water District	Semiannually	1000 gallons	Increasing Block	No	No	3	2017	\$5.92	0	\$1.65	\$207.96
Northampton - Water and Sewer	Quarterly	100 cf	Increasing Block	Yes	No	3	2017	\$15.82	0	\$6.03	\$577.20
Northborough - Water and Sewer	Quarterly	100 cf	Increasing Block	Yes	No	6	2017	\$19.00	0	\$7.52	\$527.40
Northbridge - Water and Sewer	Quarterly	100 cf	Uniform Rate	No	No	1	2017	\$20.65	0	\$5.67	\$587.88
Norton - Water and Sewer	Quarterly	100 cf	Increasing Block	No	No	2	2017	\$22.54	997	\$7.27	\$620.40
Norwell - Water	Quarterly	1000 gallons	Increasing Block	No	No	4	2010	\$5.67	0	\$5.65	\$407.04
Oak Bluffs Water District	Quarterly	1000 gallons	Increasing Block	No	No	4	2017	\$44.78	0	\$2.57	\$691.56
Onset Fire District - Water	Semiannually	100 cf	Increasing Block	No	No	3	2019	\$30.00	4,363	\$7.03	\$413.64
Orange - Tully - Water and Sewer	Quarterly	100 cf	Increasing Block	No	No	2	2015	\$6.00	0	\$6.40	\$456.24
Orange - Water and Sewer	Quarterly	100 cf	Increasing Block	No	No	4	2017	\$12.00	0	\$6.40	\$456.24
Orleans - Water	Quarterly	1000 gallons	Increasing Block	No	No	3	2017	\$18.33	0	\$2.90	\$486.00
Otis - Water and Sewer	Monthly	1000 gallons	Increasing Block	Yes	No	6	2022	\$86.55	5,000	\$3.36	\$417.24
Palmer Fire and Water District No. 1	Monthly	100 cf	Increasing Block	No	No	2	2014	\$33.59	0	\$10.35	\$1,046.28
Palmer Three Rivers Water Department	Quarterly	1000 gallons	Uniform Rate	No	No	1	2017	\$20.00	3,333	\$6.00	\$360.00
Paxton - Water	Monthly	1000 gallons	Increasing Block	Yes	No	6	2017	\$31.00	0	\$8.96	\$909.60
Peabody - Water and Sewer	Quarterly	100 cf	Increasing Block	Yes	No	4	2017	\$0.00	0	\$5.31	\$330.36
Pembroke - Water	Semiannually	1000 gallons	Increasing Block	No	No	3	2009	\$3.27	0	\$4.92	\$334.44
Pepperell - Water and Sewer	Quarterly	100 cf	Increasing Block	No	No	4	2016	\$10.00	0	\$7.02	\$678.48
Pittsfield - Water and Sewer	Quarterly	100 cf	Flat Fee	Yes	No	1	2016	\$3.33	0	\$0.00	\$645.00
Plainville - Water and Sewer	Quarterly	1000 gallons	Increasing Block	No	No	2	2017	\$20.00	0	\$8.07	\$724.20
Plymouth - Water and Sewer	Quarterly	100 cf	Increasing Block	No	Yes	4	2017	\$7.74	0	\$2.71	\$296.76
Provincetown - Water and Sewer	Semiannually	1000 gallons	Increasing Block	No	Yes	4	2009	\$18.72	1,667	\$3.00	\$420.60
Quincy - Water and Sewer	Monthly	100 cf	Uniform Rate	No	No	1	2016	\$0.00	0	\$11.56	\$693.84
Randolph - Water and Sewer	Quarterly	100 cf	Increasing Block	No	No	2	2017	\$8.33	0	\$6.36	\$481.80
Raynham Center Water District	Quarterly	1000 gallons	Increasing Block	Yes	No	6	2017	\$9.17	1,667	\$3.80	\$261.36
Reading - Water and Sewer	Quarterly	100 cf	Increasing Block	No	No	4	2016	\$0.00	0	\$14.91	\$934.08
Revere - Water and Sewer	Quarterly	100 cf	Uniform Rate	Yes	No	2	2017	\$0.00	0	\$6.15	\$369.00
Rockport - Water and Sewer	Quarterly	1000 gallons	Increasing Block	No	No	2	2017	\$10.33	0	\$10.67	\$977.64
Rowley - Water	Monthly	1000 gallons	Increasing Block	No	No	3	2017	\$0.00	0	\$18.00	\$1,176.00
Russell - Water and Sewer	Monthly	1000 gallons	Increasing Block	Yes	No	2	2014	\$18.00	0	\$5.25	\$531.00
Rutland - Water and Sewer	Quarterly	100 cf	Increasing Block	No	No	4	2012	\$0.00	0	\$6.63	\$497.76
Salem - Water and Sewer	Quarterly	100 cf	Uniform Rate	Yes	No	2	2016	\$0.00	0	\$5.91	\$354.48
Salisbury - Water and Sewer	Monthly	1000 gallons	Uniform Rate	No	No	1	2015	\$29.40	0	\$4.16	\$602.40
Sandwich Water District	Semiannually	1000 gallons	Increasing Block	No	No	2	2017	\$4.17	3,333	\$2.00	\$90.00
Saugus - Water and Sewer	Semiannually	100 cf	Increasing Block	No	No	7	2016	\$18.67	2,493	\$7.98	\$505.08

Rate Structure	Billing Period	Billing Unit	Volumetric Structure	Separate Commercial Charge?	Seasonal Rates?	Number of Tiers	Date of Last Rate Change	Monthly 5/8" Meter Base Charge	Monthly Usage Included in Base Charge (gal)	Volumetric Rate in First Tier (\$/Kgal)	Annual Cost @ 5,000 gal/Month (\$/year)
Scituate - Water and Sewer	Quarterly	100 cf	Increasing Block	Yes	No	5	2015	\$38.64	0	\$2.99	\$888.12
Seekonk Water District	Quarterly	1000 gallons	Increasing Block	Yes	Yes	6	2014	\$3.83	0	\$5.31	\$379.56
Sharon - Water	Monthly	1000 gallons	Increasing Block	Yes	No	5	2024	\$0.00	0	\$5.00	\$345.00
Shelburne Falls Fire District - Water	Semiannually	100 cf	Uniform Rate	No	No	1	2015	\$13.42	1,247	\$4.30	\$354.84
Shelburne Falls Wastewater Treatment	Monthly	100 cf	Uniform Rate	No	No	1	2016	\$0.00	0	\$12.70	\$762.00
Shirley Water District	Quarterly	100 cf	Increasing Block	No	No	3	2024	\$21.00	1,870	\$9.61	\$612.96
Shrewsbury - Water and Sewer	Quarterly	1000 gallons	Increasing Block	Yes	No	4	2017	\$6.67	0	\$2.37	\$375.84
Siasconset Water Department	Monthly	100 cf	Uniform Rate	No	No	1	2024	\$35.00	0	\$12.03	\$1,141.92
Somerset - Water	Annually	1000 gallons	Uniform Rate	No	No	1	2016	\$8.33	0	\$5.95	\$456.96
Somerville - Water and Sewer	Every 4 Months	100 cf	Increasing Block	Yes	No	5	2016	\$0.00	0	\$7.39	\$591.24
South Deerfield Water Supply District	Semiannually	1000 gallons	Uniform Rate	No	No	1	2017	\$0.00	0	\$1.40	\$93.96
South Hadley Fire District No. 1 - Wat	Quarterly	100 cf	Uniform Rate	No	No	1	2017	\$4.00	0	\$5.66	\$387.24
Southampton - Water	Quarterly	1000 gallons	Increasing Block	No	No	2	2016	\$21.25	3,333	\$6.40	\$383.04
Southborough - Water	Quarterly	100 cf	Increasing Block	No	No	4	2016	\$15.78	0	\$2.77	\$467.16
Southbridge - Water and Sewer	Quarterly	100 cf	Increasing Block	No	No	5	2017	\$23.51	0	\$4.67	\$597.60
Southwick - Water and Sewer	Semiannually	1000 gallons	Increasing Block	No	No	3	2016	\$19.58	2,500	\$7.50	\$477.96
Springfield Water and Sewer Commis	Monthly	100 cf	Uniform Rate	No	No	1	2017	\$3.42	0	\$6.89	\$454.08
Sterling - Water	Quarterly	1000 gallons	Increasing Block	Yes	No	6	2014	\$27.08	0	\$1.00	\$414.00
Stockbridge - Water and Sewer	Semiannually	100 cf	Uniform Rate	No	No	1	2024	\$16.87	2,493	\$6.76	\$405.84
Stoneham - Water and Sewer	Quarterly	100 cf	Uniform Rate	No	No	1	2017	\$0.00	0	\$9.29	\$557.40
Sturbridge - Water and Sewer	Quarterly	100 cf	Uniform Rate	No	No	1	2017	\$28.17	0	\$11.30	\$1,015.80
Sudbury Water District	Quarterly	1000 gallons	Increasing Block	Yes	No	7	2017	\$10.33	0	\$6.18	\$519.60
Sutton - Wilkinsonville Water District	Semiannually	1000 gallons	Increasing Block	Yes	No	2	2017	\$8.97	1,333	\$4.50	\$323.16
Swampscott - Water and Sewer	Quarterly	100 cf	Increasing Block	No	No	3	2016	\$9.20	0	\$10.29	\$747.72
Swansea Water District	Annually	1000 gallons	Increasing Block	No	No	4	2017	\$0.00	0	\$3.00	\$189.96
Taunton - Water and Sewer	Monthly	100 cf	Increasing Block	No	No	3	2016	\$7.52	0	\$8.18	\$581.16
Templeton Municipal Light and Water	Quarterly	1000 gallons	Increasing Block	No	No	3	2015	\$29.47	0	\$12.68	\$1,121.76
Tewksbury - Water and Sewer	Every 4 Months	1000 gallons	Increasing Block	No	No	4	2017	\$0.00	0	\$9.39	\$656.52
Three Rivers Fire District	Quarterly	1000 gallons	Uniform Rate	No	No	1	2024	\$20.00	3,333	\$6.00	\$360.00
Tisbury Water Works	Semiannually	1000 gallons	Increasing Block	No	No	4	2017	\$41.67	3,333	\$2.75	\$555.00
Topsfield - Water	Monthly	1000 gallons	Increasing Block	No	No	3	2024	\$8.00	0	\$19.50	\$1,306.92
Townsend - Water	Monthly	100 cf	Increasing Block	Yes	No	4	2024	\$50.00	0	\$7.71	\$1,062.84
Tyngsborough Water District	Quarterly	1000 gallons	Increasing Block	No	No	5	2017	\$14.17	0	\$8.03	\$651.84
Uxbridge - Water and Sewer	Quarterly	100 cf	Increasing Block	No	No	3	2017	\$10.08	0	\$4.63	\$562.92
Wakefield - Water and Sewer	Quarterly	100 cf	Increasing Block	No	No	4	2017	\$7.03	0	\$11.35	\$785.40
Walpole - Water and Sewer	Quarterly	100 cf	Increasing Block	No	No	4	2017	\$0.00	0	\$7.35	\$473.04
Waltham - Water and Sewer	Monthly	100 cf	Increasing Block	No	No	4	2017	\$0.00	0	\$4.10	\$246.24
Wannacomet Water Co. - Water and S	Monthly	100 cf	Uniform Rate	No	No	1	2017	\$25.00	0	\$5.35	\$620.88
Ware - Water and Sewer	Quarterly	100 cf	Uniform Rate	No	No	1	2017	\$13.75	1,247	\$8.81	\$561.72
Wareham Fire District - Water	Semiannually	100 cf	Increasing Block	No	No	3	2017	\$21.67	2,493	\$1.14	\$294.72
Warren Water District	Monthly	1000 gallons	Decreasing Block	Yes	No	4	2022	\$14.16	2,000	\$4.91	\$346.68
Watertown - Water and Sewer	Quarterly	100 cf	Increasing Block	No	No	4	2016	\$3.04	0	\$7.59	\$492.12
Wayland - Water	Semiannually	100 cf	Increasing Block	Yes	No	4	2017	\$5.00	0	\$8.30	\$711.12
Webster - Water and Sewer	Quarterly	100 cf	Uniform Rate	No	No	1	2017	\$0.00	0	\$13.07	\$784.44
Weir River Water System	Monthly	100 cf	Increasing Block	Yes	No	4	2021	\$0.00	0	\$5.31	\$670.68
Wellesley - Water and Sewer	Monthly	100 cf	Increasing Block	Yes	Yes	3	2016	\$3.33	0	\$6.50	\$446.76
Wellfleet - Water	Semiannually	1000 gallons	Increasing Block	No	No	3	2022	\$20.83	0	\$1.40	\$494.40
Wenham - Water	Quarterly	1000 gallons	Increasing Block	No	No	4	2017	\$15.00	1,667	\$3.90	\$336.00
West Boylston Water District	Quarterly	1000 gallons	Uniform At One Block S R	No	No	4	2017	\$14.17	0	\$6.10	\$785.04
West Bridgewater - Water	Quarterly	100 cf	Uniform Rate	No	No	1	2017	\$20.00	1,870	\$10.70	\$641.64
West Brookfield - Water	Quarterly	100 cf	Uniform Rate	No	No	1	2017	\$25.00	0	\$6.68	\$701.04
West Groton Water Supply District	Quarterly	100 cf	Increasing Block	No	No	3	2017	\$10.00	0	\$6.68	\$521.04

Rate Structure	Billing Period	Billing Unit	Volumetric Structure	Separate Commercial Charge?	Seasonal Rates?	Number of Tiers	Date of Last Rate Change	Monthly 5/8" Meter Base Charge	Monthly Usage Included in Base Charge (gal)	Volumetric Rate in First Tier (\$/Kgal)	Annual Cost @ 5,000 gal/Month (\$/year)
<b>West Newbury - Water</b>	Semiannually	1000 gallons	Increasing Block	No	No	2	2024	\$11.67	0	\$16.43	\$1,125.84
<b>West Springfield - Water and Sewer</b>	Monthly	100 cf	Increasing Block	No	No	2	2024	\$2.40	0	\$5.78	\$375.36
<b>West Warren Water District</b>	Quarterly	100 cf	Uniform Rate	No	No	1	2024	\$28.33	1,247	\$7.35	\$671.16
<b>Westborough - Water and Sewer</b>	Quarterly	100 cf	Increasing Block	No	No	4	2017	\$17.66	2,493	\$7.25	\$430.08
<b>Westfield - Water and Sewer</b>	Quarterly	1000 gallons	Uniform Rate	No	No	1	2017	\$11.73	0	\$6.36	\$619.56
<b>Westford - Water</b>	Quarterly	100 cf	Increasing Block	No	No	3	2012	\$6.43	0	\$5.60	\$413.16
<b>Westminster - Water and Sewer</b>	Quarterly	1000 gallons	Uniform Rate	No	No	1	2017	\$10.98	1,000	\$10.98	\$658.80
<b>Weston - Water</b>	Semiannually	100 cf	Increasing Block	No	No	3	2016	\$0.00	0	\$4.55	\$272.76
<b>Westport - Water and Sewer</b>	Quarterly	100 cf	Uniform Rate	No	No	1	2024	\$0.00	0	\$9.73	\$583.92
<b>Whately - Water</b>	Semiannually	1000 gallons	Increasing Block	No	No	3	2024	\$6.67	0	\$6.00	\$450.00
<b>Whitinsville Water Company</b>	Monthly	100 cf	Uniform Rate	No	No	1	2011	\$22.96	0	\$8.22	\$768.84
<b>Wilbraham - Water and Sewer</b>	Semiannually	100 cf	Increasing Block	Yes	No	3	2014	\$0.00	0	\$5.51	\$330.48
<b>Wilkinsonville Water District</b>	Semiannually	1000 gallons	Increasing Block	Yes	No	2	2024	\$8.97	1,333	\$4.50	\$323.16
<b>Wilmington - Water and Sewer</b>	Quarterly	100 cf	Increasing Block	Yes	No	4	2017	\$0.00	0	\$6.03	\$612.84
<b>Winchendon - Water and Sewer</b>	Quarterly	100 cf	Uniform Rate	No	No	1	2017	\$0.00	0	\$9.60	\$575.88
<b>Winchester - Water and Sewer</b>	Quarterly	100 cf	Increasing Block	No	No	3	2016	\$5.00	0	\$2.10	\$233.04
<b>Winthrop - Water and Sewer</b>	Monthly	100 cf	Uniform Rate	No	No	1	2017	\$0.00	0	\$17.57	\$1,053.96
<b>Woburn - Water and Sewer</b>	Semiannually	100 cf	Flat Fee	Yes	No	1	2020	\$23.96	0	\$0.00	\$379.20
<b>Worcester - Water and Sewer</b>	Quarterly	100 cf	Uniform Rate	No	No	2	2017	\$0.00	0	\$5.11	\$306.36
<b>Worthington Fire District - Water</b>	Quarterly	1000 gallons	Uniform Rate	No	No	1	2023	\$55.00	3,333	\$16.00	\$980.04
<b>Wrentham - Water</b>	Semiannually	1000 gallons	Increasing Block	Yes	No	3	2021	\$8.33	0	\$6.46	\$536.16
<b>Yarmouth - Water</b>	Quarterly	1000 gallons	Increasing Block	No	No	4	2024	\$11.33	0	\$2.74	\$300.36